



USD



MYR



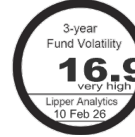
AUD Hedged



SGD Hedged



GBP Hedged



MYR Hedged



RMB Hedged

March 2026

## TA Asia Absolute Alpha Fund (TAAAAF)

### Investment Strategy

The Fund aims to generate long-term positive return, which includes both capital appreciation and income.

### Investor Profile

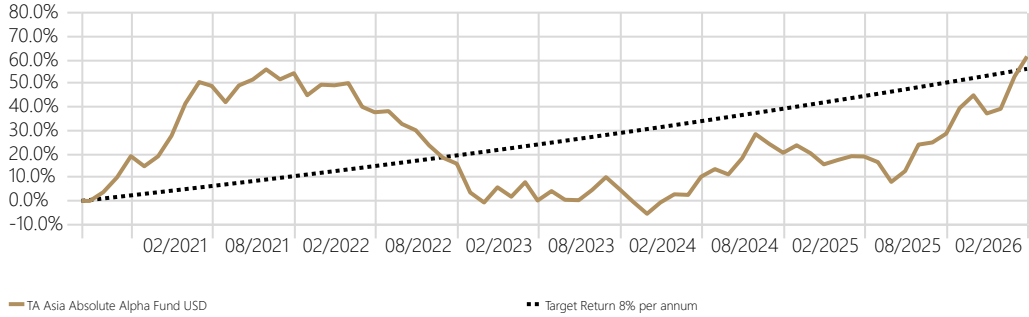
The Fund is suitable for investors who:

- Have medium to long-term investment horizon;
- Have a moderate risk tolerance; and
- Seek income and capital appreciation.

### Launch Date

USD	12 May 2020
MYR	12 May 2020
AUD Hedged	12 May 2020
SGD Hedged	12 May 2020
GBP Hedged	12 May 2020
MYR Hedged	12 May 2020
RMB Hedged	12 May 2020

### Performance Chart Since Inception In Base Currency (USD)



### Financial Year End

30 April

### Sales Charge

Cash Investment - Up to 5.50%

### Annual Management Fee

Up to 1.80% per annum of the NAV per Unit of the Fund

### Trustee

CIMB Commerce Trustee Berhad

### External Investment Manager

Fullerton Fund Management Company Ltd

### Cumulative Fund Performance (%)

As of Date: 28/02/2026

	1 Month	6 Months	1 Year	3 Years	5 Years	Year To Date	Since Inception
TA Asia Absolute Alpha Fund AUD Hdg	5.32	23.62	33.56	51.11	-2.72	15.37	38.37
TA Asia Absolute Alpha Fund GBP Hdg	5.64	24.97	35.18	57.21	4.02	15.97	50.60
TA Asia Absolute Alpha Fund MYR	4.27	15.68	18.51	39.89	4.23	11.23	46.96
TA Asia Absolute Alpha Fund MYR Hdg	5.45	24.27	32.94	49.38	-0.93	15.65	46.61
TA Asia Absolute Alpha Fund RMB Hdg	5.22	23.76	32.16	48.12	0.19	15.46	49.57
TA Asia Absolute Alpha Fund SGD Hdg	5.33	23.51	32.47	50.43	0.39	15.44	46.07
TA Asia Absolute Alpha Fund USD	5.58	25.54	35.83	61.24	8.42	16.01	61.52
Target Return 8% per annum	0.59	3.89	7.99	25.98	46.93	1.25	56.25

### Initial Investment / Additional Investment

USD	USD1,000 / USD100
MYR	RM1,000 / RM100
AUD Hedged	AUD1,000 / AUD100
SGD Hedged	SGD1,000 / SGD100
GBP Hedged	GBP1,000 / GBP100
MYR Hedged	RM1,000 / RM100
RMB Hedged	RMB1,000 / RMB100

### Annual Fund Performance (%)

	2025	2024	2023	2022	2021
TA Asia Absolute Alpha Fund AUD Hdg	17.30	10.99	-1.87	-33.23	3.50
TA Asia Absolute Alpha Fund GBP Hdg	18.00	13.24	-0.43	-32.83	5.23
TA Asia Absolute Alpha Fund MYR	7.67	11.20	5.36	-28.39	10.01
TA Asia Absolute Alpha Fund MYR Hdg	16.15	11.42	-2.73	-32.61	6.34
TA Asia Absolute Alpha Fund RMB Hdg	16.20	10.30	-1.60	-32.81	7.35
TA Asia Absolute Alpha Fund SGD Hdg	15.91	11.40	-1.05	-32.09	4.95
TA Asia Absolute Alpha Fund USD	18.57	14.20	1.00	-32.21	6.13
Target Return 8% per annum	7.99	8.02	7.99	7.99	7.99

### Fund Details\*

Class	NAV per Unit	Fund Size
USD	USD0.7643	USD10.93 million
MYR	RM0.4931	RM134.62 million
AUD Hedged	AUD0.6531	AUD11.47 million
SGD Hedged	SGD0.6903	SGD13.34 million
GBP Hedged	GBP0.7117	GBP1.87 million
MYR Hedged	RM0.5955	RM646.62 million
RMB Hedged	RMB0.7080	RMB36.88 million

This is not a guaranteed return and is only a measurement of the Fund performance. The Fund may not achieve the target return in a particular financial year but targets to achieve this over medium to long-term.

Note: For detail information on fees and charges, please refer to the Prospectus or Information Memorandum

\*Source: TA Investment Management Berhad, as at 28 February 2026. Note: NAV= Net Asset Value, Hdg= Hedged.

Based on the fund's portfolio returns as at 10 February 2026, the Volatility Factor (VF) for each Class of the Fund is indicated and classified as in the top right corner of the first page (Source: Lipper). "Very high" includes Funds with VF that are above 13.595. "High" includes Funds with VF that are above 10.235 but not more than 13.595. "Moderate" includes Funds with VF that are above 7.795 but not more than 10.235. "Low" includes Funds with VF that are above 4.245 but not more than 7.795. "Very Low" includes Funds with VF that are above 0.000 but not more than 4.245 (source: FIMM). The VF means there is a possibility for the Funds in generating an upside return or downside return around this VF. The Volatility Class (VC) is assigned by Lipper based on quintile ranks of VF for qualified Funds. VF and VC are subject to monthly revision or at any interval which may be prescribed by FIMM from time to time. The Fund's portfolio may have changed since this date and there is no guarantee that the Funds will continue to have the same VF or VC in the future. Presently, only Funds launched in the market for at least 36 months will display the VF and its VC.

Neither the information nor any opinion expressed constitutes an offer, or an invitation to make an offer to buy or sell any securities or unit trusts. A copy of the Prospectus of TA Asia Absolute Alpha Fund dated 28 March 2023 including its supplementaries (if any) has been registered with the Securities Commission Malaysia who takes no responsibility for its contents. This material has not been reviewed by the Securities Commission Malaysia. Investors are advised to read and understand the contents of the Prospectus, copy of which is available from our offices, authorised consultants and distributors before investing. Investors should rely on their own evaluation to assess the merits and risks of the investment. If investors are unable to make their own evaluation, they are advised to consult professional advisers where necessary. Product Highlights Sheet ("PHS") is available and that investors have the right to request for a PHS; and the PHS and any other product disclosure document should be read and understood before making any investment decision. The price of units and distributions payable, if any, may go down as well as up. Investors should also compare and consider the fees, charges and costs involved and the risks when investing in the Fund such as market risk, currency risk and country risk before investing. Where past performance is quoted, past performance of the Fund of the Fund is no indication of its future performance. Units are issued upon receipt of a duly completed application form referred to in and accompanying the Prospectus. In general, where unit split/distribution declared, investors are advised that following issue of additional units/distribution, the NAV per unit will be reduced from pre unit split NAV/cum-distribution to post unit split NAV/ex-distribution NAV. Investors are also advised that, where a unit split is declared, the value of their investment in Fund/Class currency will remain unchanged after the distribution of the additional units.



March 2026

**TA Asia Absolute Alpha Fund (TAAAAF)**

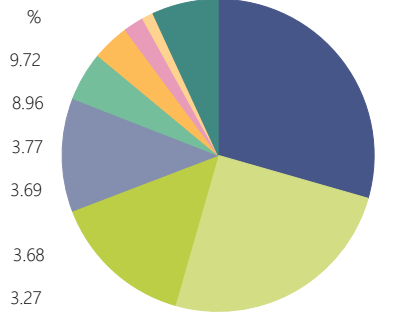
**Top Holdings\***

Portfolio Date: 28/02/2026

TAIWAN SEMICONDUCTOR MANUFACTURING CO LTD (TAIWAN)	9.72
SAMSUNG ELECTRONICS CO LTD (SOUTH KOREA)	8.96
ALIBABA GROUP HOLDING LTD (HONG KONG)	3.77
DELTA ELECTRONICS INC (TAIWAN)	3.69
SHINHAN FINANCIAL GROUP CO LTD (SOUTH KOREA)	3.68
UNIMICRON TECHNOLOGY CORP (TAIWAN)	3.27
ZIJJIN GOLD INTERNATIONAL CO (HONG KONG)	3.07
SINGAPORE TELECOMMUNICATIONS LTD (SINGAPORE)	2.95
SK HYNIX INC (SOUTH KOREA)	2.65
AIA GROUP LTD (HONG KONG)	2.63

**Asset Allocation\***

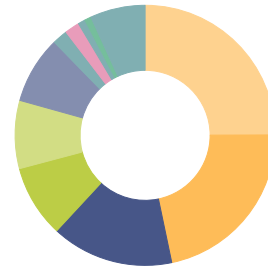
Portfolio Date: 28/02/2026



Technology	29.44
Industrial Products & Services	25.01
Financial Services	14.74
Consumer Products & Services	11.73
Health Care	5.09
Telecommunications & Media	3.84
Property	2.11
Transportation & Logistics	1.18
Money Market Instruments & Others	6.86

**Country Allocation\***

Portfolio Date: 28/02/2026



South Korea	24.95
Taiwan	21.76
Hong Kong	15.18
India	8.98
Singapore	8.46
China	8.37
Netherlands	1.90
United States	1.84
Cayman Islands	0.90
Germany	0.82
Money Market Instruments & Others	6.84

**Fund Distribution / Unit Split History\***

**Fund Distribution (Sen/Cent per Unit)**

	USD	MYR	AUD Hedged	SGD Hedged	GBP Hedged	MYR Hedged	RMB Hedged
30/04/2021	4.0	4.0	4.0	4.0	4.0	4.0	4.0
21/07/2025	-	3.0	-	-	-	3.0	-

**Unit Split History**

	USD	MYR	AUD Hedged	SGD Hedged	GBP Hedged	MYR Hedged	RMB Hedged
24/06/2024	-	1:5	-	-	-	-	-
28/10/2025	-	1:10	-	-	-	1:10	-

**Historical Fund Price**

	Date: NAV 52 Wk High	NAV 52 Wk High	Date: NAV 52 Wk Low	NAV 52 Wk Low
TA Asia Absolute Alpha Fund USD	26/02/2026	USD0.7708	09/04/2025	USD0.4848
TA Asia Absolute Alpha Fund MYR	28/10/2025	RM0.5243	09/04/2025	RM0.3849
TA Asia Absolute Alpha Fund AUD Hedged	26/02/2026	AUD0.6588	09/04/2025	AUD0.4162
TA Asia Absolute Alpha Fund SGD Hedged	26/02/2026	SGD0.6963	09/04/2025	SGD0.4465
TA Asia Absolute Alpha Fund GBP Hedged	26/02/2026	GBP0.7175	09/04/2025	GBP0.4521
TA Asia Absolute Alpha Fund MYR Hedged	26/02/2026	RM0.6004	09/04/2025	RM0.4069
TA Asia Absolute Alpha Fund RMB Hedged	26/02/2026	RMB0.7143	09/04/2025	RMB0.4577

\*Source: TA Investment Management Berhad, as at 28 February 2026.

Based on the fund's portfolio returns as at 10 February 2026, the Volatility Factor (VF) for each Class of the Fund is indicated and classified as in the top right corner of the first page (Source: Lipper). "Very high" includes Funds with VF that are above 13.595. "High" includes Funds with VF that are above 10.235 but not more than 13.595. "Moderate" includes Funds with VF that are above 7.795 but not more than 10.235. "Low" includes Funds with VF that are above 4.245 but not more than 7.795. "Very Low" includes Funds with VF that are above 0.000 but not more than 4.245 (source: FIMM). The VF means there is a possibility for the Funds in generating an upside return or downside return around this VF. The Volatility Class (VC) is assigned by Lipper based on quintile ranks of VF for qualified Funds. VF and VC are subject to monthly revision or at any interval which may be prescribed by FIMM from time to time. The Fund's portfolio may have changed since this date and there is no guarantee that the Funds will continue to have the same VF or VC in the future. Presently, only Funds launched in the market for at least 36 months will display the VF and its VC.

Neither the information nor any opinion expressed constitutes an offer, or an invitation to make an offer to buy or sell any securities or unit trusts. A copy of the Prospectus of TA Asia Absolute Alpha Fund dated 28 March 2023 including its supplementaries (if any) has been registered with the Securities Commission Malaysia who takes no responsibility for its contents. This material has not been reviewed by the Securities Commission Malaysia. Investors are advised to read and understand the contents of the Prospectus, copy of which is available from our offices, authorised consultants and distributors before investing. Investors should rely on their own evaluation to assess the merits and risks of the investment. If investors are unable to make their own evaluation, they are advised to consult professional advisers where necessary. Product Highlights Sheet ("PHS") is available and that investors have the right to request for a PHS, and the PHS and any other product disclosure document should be read and understood before making any investment decision. The price of units and distributions payable, if any, may go down as well as up. Investors should also compare and consider the fees, charges and costs involved and the risks when investing in the Fund such as market risk, currency risk and country risk before investing. Where past performance is quoted, past performance of the Fund of the Fund is no indication of its future performance. Units are issued upon receipt of a duly completed application form referred to in and accompanying the Prospectus. In general, where unit split/distribution declared, investors are advised that following issue of additional units/distribution, the NAV per unit will be reduced from pre unit split NAV/cum-distribution to post unit split NAV/ex-distribution NAV. Investors are also advised that, where a unit split is declared, the value of their investment in Fund/Class currency will remain unchanged after the distribution of the additional units.